

Garage door operator SupraMatic

The supra-fast operator with many additional functions.



SupraMatic
As standard with hand
transmitter HS 5 BS
in black textured surface,
with chrome caps

This combination of speed and convenience is fascinating. Your sectional garage door opens faster and you can drive directly from the street into your garage. The SupraMatic has many added functions, such as being able to switch the lighting on and off with your hand transmitter, and the convenient option of an additional opening height to ventilate your garage. An operator cover made of brushed aluminium also provides the SupraMatic with a very elegant appearance.

**Low power consumption
costing only around £3 per year****



Convenient querying of the door position

You can use the standard HS 5 BS hand transmitter at any time to check that your garage door is closed.



Faster door opening

An up to 50 % faster opening speed gets you from the street into your garage sooner.



Additional opening setting

With an adjustable opening option, you can ventilate your garage without completely opening the door.



Halogen lighting can be switched on / off separately

The operator lighting can be switched on and off separately via your hand transmitter or the IT 3b optional internal push-button unit. Optionally available as an LED reflector lamp.



Easy-to-use programming

All of the operator functions can be set very easily by entering a two-digit number.



High security

The standard EL 101 photocell for the SupraMatic P immediately detects persons and objects. Families with children especially appreciate this level of safety.

SupraMatic E

Pull and push force: 650 N
Peak force: 800 N
Opening speed: max. 22 cm/s
Door width: up to 5500 mm
(max. 13.75 m² door surface)

SupraMatic P

Incl. photocell
Pull and push force: 750 N
Peak force: 1000 N
Opening speed: max. 22 cm/s
Door width: up to 6000 mm
(max. 15 m² door surface)
For heavy timber doors and doors with wicket doors

SupraMatic HT // NEW

For collective and underground garages.
Your Hörmann partner will be pleased to advise you further.

* The complete warranty conditions can be found at: www.hormann.co.uk

** With 5 door cycles per day and an electricity price of 0.25 euros/kWh

Garage door operator ProMatic / ProMatic Akku

Reliable function at an attractive price



ProMatic and ProMatic Akku
As standard with hand
transmitter HSE 2 BS
in black textured surface,
with plastic caps

ProMatic garage door operators feature the same proven Hörmann technology as all Hörmann premium operators. This guarantees reliable function – at an attractive price.

Even in a garage without a mains connection, you can enjoy the comfort and convenience of an operator. The ProMatic Akku makes it possible. Easy to transport, it can be recharged in a matter of hours, or conveniently via the optional solar module.



Optional querying of the door position

You can use the optional HS 5 BS hand transmitter at any time to check that your garage door is closed (not for ProMatic Akku).



Additional opening setting

With the individually adjustable second opening height, you can ventilate your garage without completely opening the door (not for ProMatic Akku).




ProMatic Akku

A convenient solution for garages without a power connection. Similar to the recharging of a mobile phone, the battery is simply connected to a power outlet using the supplied charger.



Easy overnight recharging

A practical carrying handle and its light weight make it easy to transport the battery for charging. The solar module makes charging even more convenient.



Solar module (optional)

A practical extension to ProMatic Akku takes over battery charging.

Delivery includes fitting material, 10 m connecting lead and charge controller, dimensions: 330 x 580 mm

ProMatic

Pull and push force: 600 N
Peak force: 750 N
Opening speed: max. 14 cm/s
Door width: up to 5000 mm
(max. 11 m² door surface)

ProMatic Akku

For garages without power connection.
With 868 MHz fixed code
(without door position query)
Pull and push force: 350 N
Peak force: 400 N
Opening speed: max. 13 cm/s
Door width: up to 3000 mm
(max. 8 m² door surface)


Battery

Operation period: approx. 40 days**
Charging time: 5 – 10 hours***
Weight: 8.8 kg
Dimensions: 330 x 220 x 115 mm

* The complete warranty conditions can be found at: www.hormann.co.uk
** Based on an average of 4 door cycles per day and an ambient temperature of 20° Celsius
*** Depending on the charging state

The Hörmann operator boom

Security both day and night with automatic locking



Only from Hörmann

Automatic door locking in the operator boom

When the garage door is closed, the anti-lift kit [1] automatically engages in the operator boom's stop. The door locks immediately and is secured against forced opening. This process is purely mechanical and thus also functions without a power supply!



Take a look at the video at:
www.hoermann.com/en/videos



Exceptionally flat boom

An exceptionally flat boom [2] – only 30 mm high – means that operators are easy to fit to any commercially available garage door and are therefore also ideal for retrofitting.

Emergency release from inside

To conveniently open the door from the inside in the event of a power failure [3].

Universal fitting bracket

The universal fitting bracket [4] fits all commercially available up-and-over and sectional doors.

Maintenance-free toothed belt


Reinforced with aramid fibres, the Kevlar toothed belt [5] is particularly tear-resistant and quiet-running. It does not require grease or lubricants, providing an important advantage over chain or spindle operators.

Automatic belt tension

A strong spring mechanism [6] tensions the toothed belt automatically, thus ensuring uniform, smooth running.



**As standard with all
Hörmann garage door operators**



[6]

Compact unit

Hörmann's doors, operators and booms form a compact, permanently connected unit. Additional control units and exposed, movable connecting leads are not necessary.

Simple installation

Hörmann operators can be installed easily and quickly. Operator booms can be fastened individually thanks to variable suspensions: either to the ceiling or directly to the reinforced connection profile on the Hörmann sectional door (up to 3000 mm door width). An additional advantage: just one suspension is sufficient, even for long booms.

Centre installation

Centre installation of the operator rails on the door leaf results in uniform pull forces. No canting, no wear, which is frequently the case with e.g. operators installed on one side.



Simple installation

For Hörmann sectional doors with a width up to 3000 mm, the operator boom can be fitted on the door connection profile.



Special track application for hinged garage doors

Thanks to simple assembly of the optional track application, retrofitting is also very easy.